

TIP GUIDE

Discover the wide range of cutting-edge ultrasonic bone surgery tips for the **NSK VarioSurg3**

TOOTH EXTRACTION

Tooth extraction is possible without excessively cutting the alveolar bone around the remaining root, retaining the morphology of the alveolar bone. The extraction tips ruptures the periodontal ligament to streamline suture removal. Also effective in extracting ankylosed teeth.



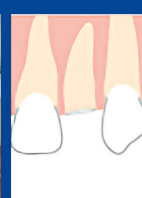
Model SG17
Z305132



Model SG18R
Z305133



Model SG18L
Z305134



Root Extraction
(upper left No. 2 tooth removal)

Impacted tooth
(lower left No. 8 tooth removal)

BONE SURGERY

For chin bone harvests, notably for the mental foramen and mandibular ramus and general bone surgery.



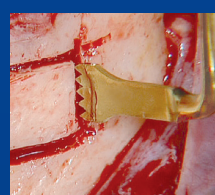
Model SG1
Z305101



Model H-SG1
Z305151



Model SG1A
Z305138



For clinical cases that restrict movement distances around the tip.



Model SG8
Z305109



Model H-SG8
Z305155



Model SG8A
Z305139

For harvesting bone from the mandibular ramus.



Model SG14R
Z305122



Model SG14L
Z305123



Model H-SG8R
Z305156



Model H-SG8L
Z305157

For excisions in areas with inclines of projections, or which are otherwise hard to access with regular bone surgery tips.



Model SG2R
Z305102



Model SG2L
Z305103



For regions that are hard to access with regular tips, notably the posterior mandible or curved areas.



Model SG19
Z305135



For cutting curved surfaces



Model SG30
Z305137



For narrow cutting to reduce bone loss. Also suitable for corticotomies



Model SG58
Z305141



For removing tori on the posterior mandible or mandibular lingual surface

BONE SCRAPER

For flattening the alveolar crest or harvesting fragments.



Model SG3
Z305104



Model SG4
Z305105



Model SG5
Z305106



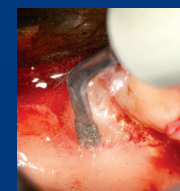
SINUS LIFT

(LATERAL WINDOW)

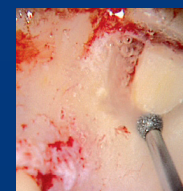
For bone fenestration and bone formations.



Model SG6D
Z305107



Model SG7D
Z305108



SINUS MEMBRANE DETACHMENT

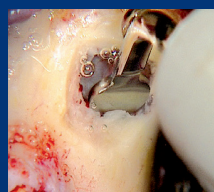
For flattening the alveolar crest or harvesting fragments.



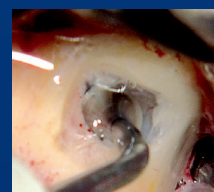
Model SG9
Z305110



Model SG10
Z305111



Model SG11
Z305112



**Buy 1 Get 1
FREE on all tips
+
FREE tip holder
when you order
3 types of tips***

*Terms and conditions apply. Cheapest tip will be supplied free of charge as part of the offer. Offer ends 31/08/22.



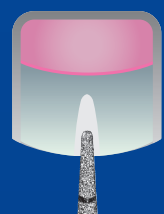
mynsk.co.uk 0800 6341909



SOCKET LIFT

(CRESTAL APPROACH)

For crestal approach socket lifts. Enhancing the safety of procedures, being less invasive and enabling sinus lifts with short chair times. Osteotomy with ultrasonic vibration reduces the risk of damage to the Schneiderian membrane. Eliminating hammering taps through the osteotomy technique reduces patient discomfort and potential dizziness.



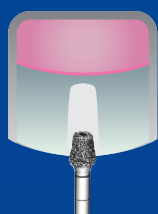
A starting point is added to trigger bone formation



Bone formation to prepare implant site



Implant site expansion and formation



Maxillary sinus perforation and bone formation on alveolar ridge



Reliably elevate the maxillary sinus membrane with internal irrigation



Forms implant preparation site once maxillary sinus membrane is elevated

*Terms and conditions apply. Cheapest tip will be supplied free of charge as part of the offer.

For preparation of implant sites, adding starting points and other steps.



Model SG15A
Z305124



Model SG15B
Z305125



For preparation of implant sites, flattening bone surfaces and other steps.



Model SG15C
Z305126



Model SG15D
Z305127



Buy 1
Get 1 FREE
on all tips*

For expanding and forming implant preparation site when approaching from the alveolar crest.



Model SG16A
Z305128



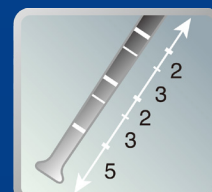
Model SG16B
Z305129



Model SCL2D
Z305182



Model SCL4D
Z305184



For procedures such as osteotomy of maxillary sinus approaching from the alveolar crest and implant preparation site adjustments.



Model SCL1D
Z305171



Model SCL3D
Z305173



Model SCL5D
Z305175



For elevating the sinus membrane with internal irrigation approaching from alveolar crest.



Model SCL1
Z305170



Model SCL3
Z305172



Model SCL5
Z305174



PERIO

For the removal of gingival biofilm.



Model P20-S
Z305114



Model P25R-S
Z305115



Model P25L-S
Z305116



FREE tip holder
when you order
3 types of tips*

PERIO

(MAINTENANCE)

For the maintenance of implants and prostheses. Produced from special material to allow safe debridement without causing damage to implants and metals.



Model V10-S
Z305117



Model V-P10
Y900184



Model V-P11R
Y1002165



Model V-P11L
Y1002165



Extra long double bent tips to easily access difficult to reach areas.



Model V-P12
Y1002167



A longer version of the popular V-P10 tip.

SCALING

For removal of supra-gingival tartar, tartar narrow interdental space, marginal gingival calculus.



Model G1-S
Z305113



ENDODONTICS

Microscopic diamond coated tips for effective removal of dentin at the apex.



Model E30RD-S
Z305118



Model E30LD-S
Z305119



Model E31D-S
Z305120



Model E32D-S
Z305121

